

Other Features



Sewing Speed Control

The sewing speed can be set between 200 and 1,500 stitches per minute when using the foot controller.



Easy Bobbin Replacement

Bobbin replacement is a breeze even with the auxiliary table installed, thanks to a large bobbin case opening and a removable plate in the auxiliary table.



Bobbin Case

Open or close the bobbin case latch to allow the vertical bobbin case to be inserted into or removed from the machine with ease. This bobbin case also allows you to adjust the bobbin thread tension.



Knee Lifter Lever

The knee lifter lever allows you to lift/lower the presser foot without using your hands. The presser foot can be raised as high as 12 mm, making it easy to insert thick fabrics and large projects.



Machine Threading

The slit in the thread take-up makes threading extremely easy.

Bobbin Winding (Auto Stop)

Prepare the bobbin for winding simply by installing it on the bobbin winder. The bobbin stops spinning automatically when it is full.

Thread Tension Scale

Use the thread tension scale to easily adjust the tension according to the thread and material to be used.

Portable Power

Sew anytime, anywhere with this portable but powerful machine equipped with a carrying handle.

Accessories to Expand and Enhance Your Quilting Experience



1/4" Presser Foot or 7mm Presser Foot



Compensating Presser Foot



Even Feed Foot



Quilt Guide for Even Feed Foot



Quilting Foot Front Open Toe



1/5" Quilting Foot



1/4" Quilting Foot

Options



1/4" Quilting Foot (for Ruler)

Using this foot with quilt rulers allows you to create precision designs and perfect straight lines.

Part No. 40166729



Quilting Foot Side Open Toe

Designed to be used with the JUKI Free Motion Table, this foot is open for optimal visibility.

Part No. 40166734



Echo Quilting Foot

Echo quilting is easy with this free motion quilting foot. Built in guide lines measure the rows for evenly spaced quilt lines.

Part No. 40166739



Free Motion Table

*Please contact your local JUKI Dealer for Free Motion Table information.

Specifications / TL-18QVP

Sewing Speed	Min. 55 - Max. 1,500SPM
Stitch Length	Max. 6mm
Lift of the Presser Foot	By lever Max. 10mm, by knee lifter Max. 12mm
Needle	HA x 1 (130/705H)/ HL x 5 #9-#18
Dimensions	452(W) x 350(H) x 219(D)mm
Weight (machine only)	11.5Kg / 25.4Lb
Auxiliary Table(dimensions)	590(W) x 335(D)mm
Light	LED(4-step adjustable)
Hook	Vertical Full-rotary Hook

Standard Accessory	Standard presser foot/ Hemming foot/ Zipper attaching foot/ Even feed foot/ 1/5" Quilting foot/ 1/4" Quilting foot/ Quilting foot front open toe/ 1/4" Compensating presser foot/ 1/4" Presser foot/ Quilt guide for even feed foot/ Sewing machine cover/ Auxiliary table/ Foot controller/ Foot switch stopper/ Power cord/ Exclusive screwdriver (2)/ Needles (HAx1)/ Bobbins (4)/ Knee lifter lever/ Oiler/ Spool cap/ Cleaning brush
--------------------	---

JUKI ECO PRODUCTS This is an eco-friendly product which complies JUKI ECO PRODUCTS standards for protecting the environment.

JUKI ECO PRODUCTS ●The sewing machine complies with the "JUKI Group Green Procurement Guidelines" on the use of hazardous substances, which is stricter than other restrictions, such as those of the RoHS Directive.

For details of JUKI PRODUCTS, refer to: http://www.juki.co.jp/eco_e/index.html

*The RoHS Directive is an EU Directive limiting the use of 6 hazardous substances (lead, hexavalent chromium, mercury, cadmium, PBB and PBDE) in electrical and electronic equipment. The Juki Green Procurement Guideline is the voluntarily established criteria to eliminate not only the aforementioned six substances, but also other ones which also adversely affect the environment.

JUKI
JUKI CORPORATION
2-11-1, TSURUMAKI, TAMA-SHI, TOKYO
206-8551, JAPAN
<http://www.juki.co.jp>

JUKI AMERICA INC.
8500 N.W. 17th STREET SUITE 100
MIAMI, FL 33126-1008, U.S.A.
TEL: 1-305-594-0059 FAX: 1-305-594-0720
<http://www.juki.com>

JUKI CORPORATION holds the rights to change technical specifications without prior notice. 1807(F)

TL-18QVP

JUKI

QVP
Quality.Vision.Professional



はるか
Haruka



TL-18QVP Haruka


High-Performance Sewing Machine

NEW



Float Function (micro-lifter)

Now equipped with the same mechanism as JUKI industrial sewing machines for preventing uneven sewing on quilts and velvet, as well as stretched stitches on knit fabrics. The presser foot floats 0 to 2 mm above the material, making it useful for sewing over thick seams.




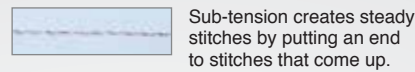
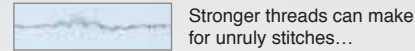
Automatic Needle Threader

The automatic needle threader quickly and easily threads the needle without eyestrain, allowing you to change thread colors as often as you wish.



Sub Tension Unit

No matter the thread type, sub-tension ensures stitches are sewn with a balanced thread tension. Achieve Perfectly balanced threads with every stitch.



Presser Foot Pressure Adjustment

Turn the regulator on top of the machine to adjust the presser foot pressure according to the thickness of the fabric.



Sturdy Die-Cast Aluminum Frame

Machine body is made of a die-cast aluminum frame, minimizing vibration and noise. Professional performance is maintained by employing the same technology found in JUKI industrial sewing machines.



Vertical Full Rotary Hook

A vertical full rotary hook as in JUKI industrial sewing machines produces beautiful balanced and even stitching. Quiet smooth operation even at speeds up to 1,500 stitches per minute.

TL-18QVP

High-Performance Sewing Machine

はるか Haruka

As a reflection of JUKI's Japanese heritage, the TL-18QVP was named Haruka meaning "beyond." Go beyond expectation with Haruka!



NEW



Attachment Mounting Plate

A separate attachment mounting plate for installing fabric guides and other attachments. This extends the life of the sewing machine, as it can now be replaced when the mounting holes become damaged.

NEW



LED Sewing Light Brightness Adjustment Switch

A switch in the needle area allows you to adjust the brightness of the light between high, medium, low and off. Adjust the brightness to make hard-to-see seams and stitching area easier to see.

JUKI Original



JUKI Original

Needle Up/Down and Slow-Motion Switch

Each press of the needle up/down switch moves the needle halfway up or down. Hold the switch down to sew a slow single stitch — useful when sewing corners and at the end of stitching.



Drop Feed

The feed dog can be raised and lowered by moving the lever. Perform free-motion quilting and free-hand embroidery with ease.



Foot Controller with Thread Trimming Function

Automatically trim thread by pressing the controller with your heel.



*Automatic thread trimming can be turned off by attaching a foot switch stopper.



Automatic Thread Trimmer

Perfectly trim the needle and bobbin threads with the simple push of a button. Industrial sewing machine technology provides exceptional durability, noise control and cutting. Sewing can continue after automatic cutting even if the bobbin thread is not visible above the throat plate.